

Individual Instructor Report for ECON 260.W1 - Principles of Macroeconomics - 30076-201830 Orneita Burton

Project Title: **Student Opinion of Instruction Summer 2018**

Project Audience: **36**

Responses Received: **5**

Response Ratio: **13.9%**

Course Questions:

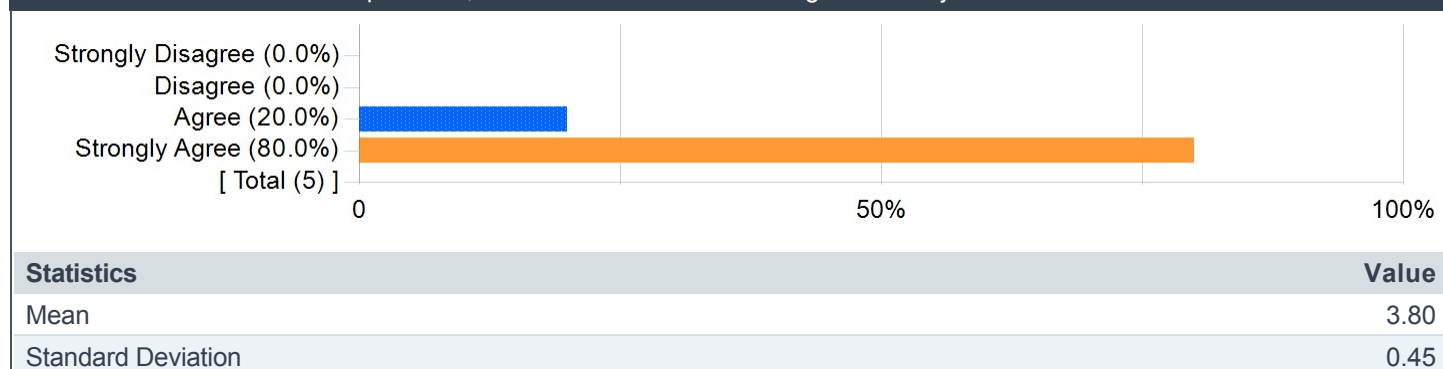
	Mean	Count	Strongly Disagree 1	Disagree 2	Agree 3	Strongly Agree 4
As a result of this course experience, I have a better understanding of the subject matter.	3.80	5	0.0 %	0.0 %	20.0 %	80.0 %
My experience in this course reflected ACU's mission to educate students for Christian service and leadership throughout the world.	3.00	5	0.0 %	0.0 %	100.0 %	0.0 %

Instructor Questions:

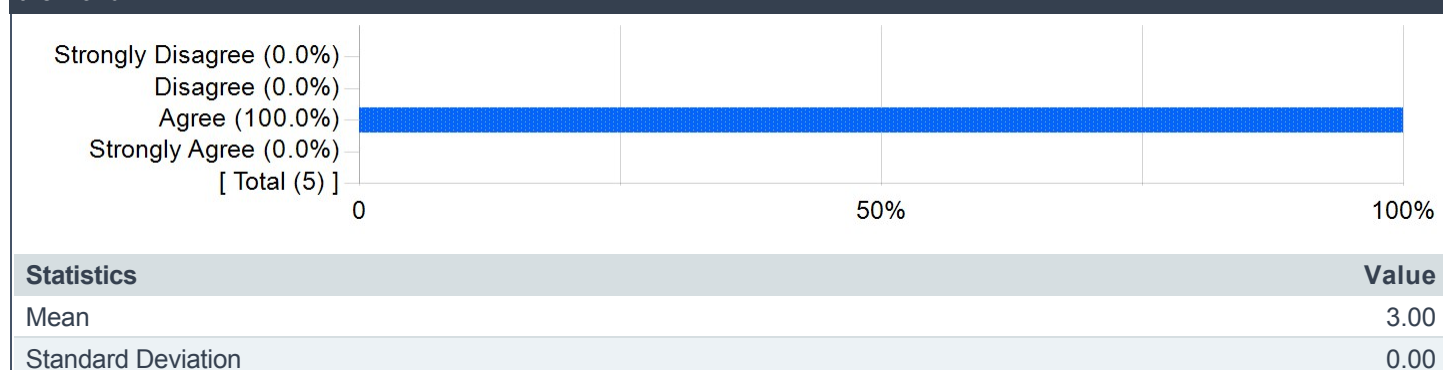
	Mean	Count	Strongly Disagree 1	Disagree 2	Agree 3	Strongly Agree 4
The instructor communicated the course material clearly.	3.60	5	0.0 %	0.0 %	40.0 %	60.0 %
The instructor showed a genuine interest in the subject and a desire to share it with the students.	3.60	5	0.0 %	0.0 %	40.0 %	60.0 %
The instructor was well prepared for class.	3.60	5	0.0 %	0.0 %	40.0 %	60.0 %
The instructor graded assignments and/or exams in a timely manner.	3.80	5	0.0 %	0.0 %	20.0 %	80.0 %
The instructor created a hospitable environment for learning.	3.60	5	0.0 %	0.0 %	40.0 %	60.0 %
The instructor treated me with respect and fairness.	3.60	5	0.0 %	0.0 %	40.0 %	60.0 %
The instructor was receptive and responsive to my questions and concerns.	3.60	5	0.0 %	0.0 %	40.0 %	60.0 %

Course Questions:

1. As a result of this course experience, I have a better understanding of the subject matter.

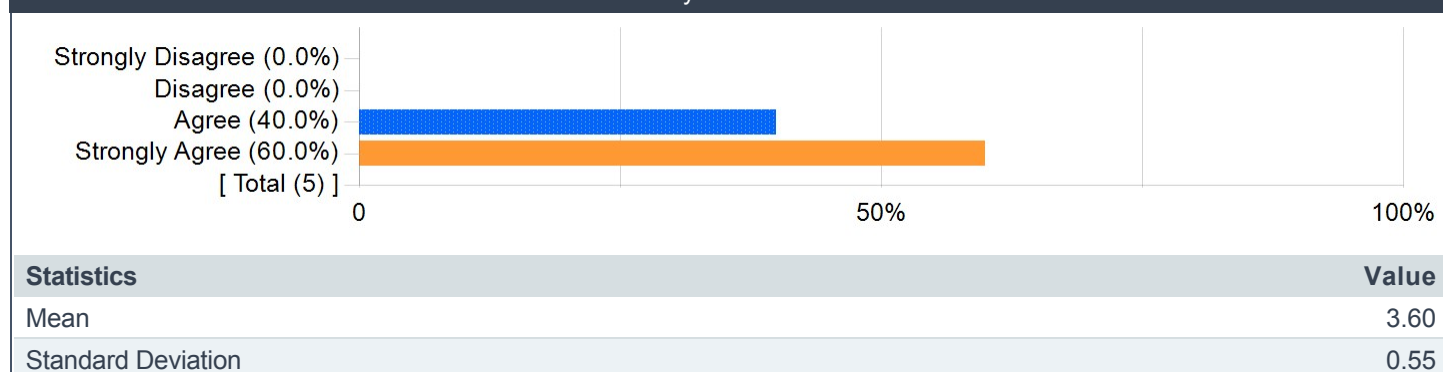


2. My experience in this course reflected ACU's mission to educate students for Christian service and leadership throughout the world.

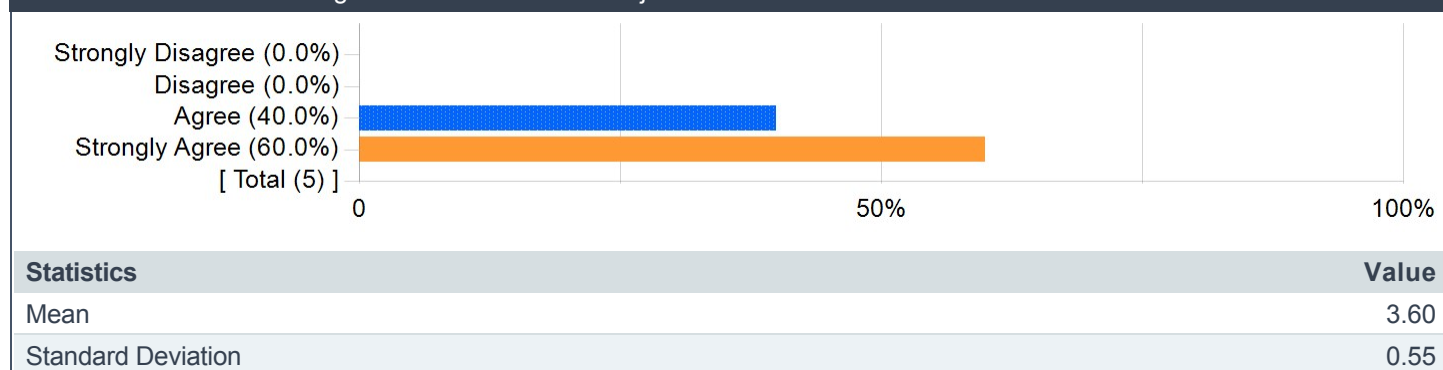


Instructor Questions:

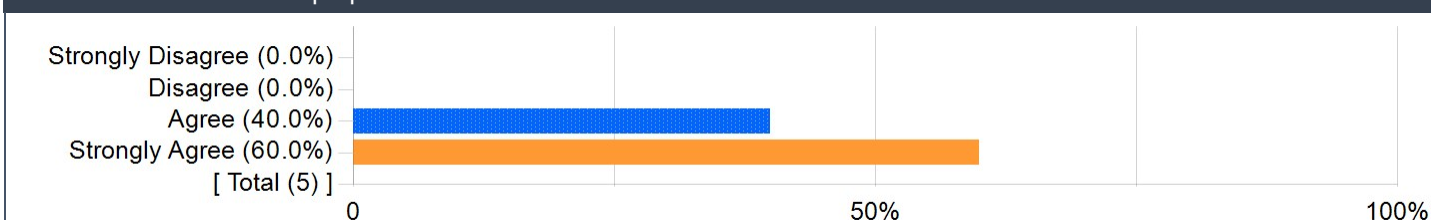
1. The instructor communicated the course material clearly.



2. The instructor showed a genuine interest in the subject and a desire to share it with the students.

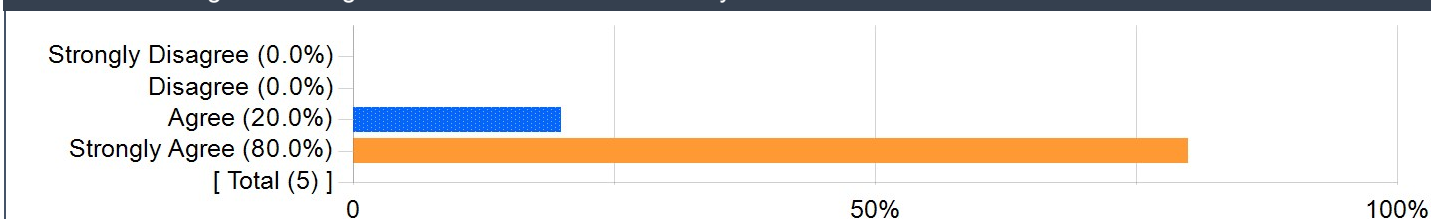


3. The instructor was well prepared for class.



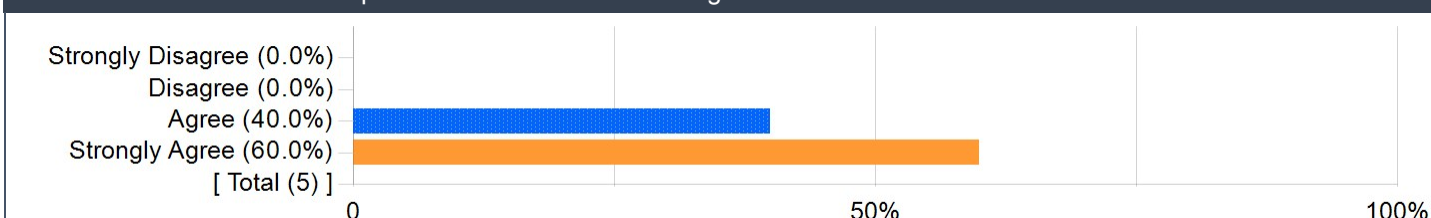
Statistics	Value
Mean	3.60
Standard Deviation	0.55

4. The instructor graded assignments and/or exams in a timely manner.



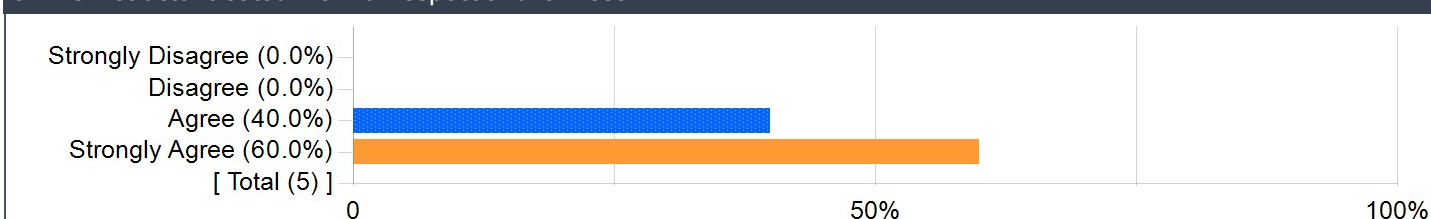
Statistics	Value
Mean	3.80
Standard Deviation	0.45

5. The instructor created a hospitable environment for learning.



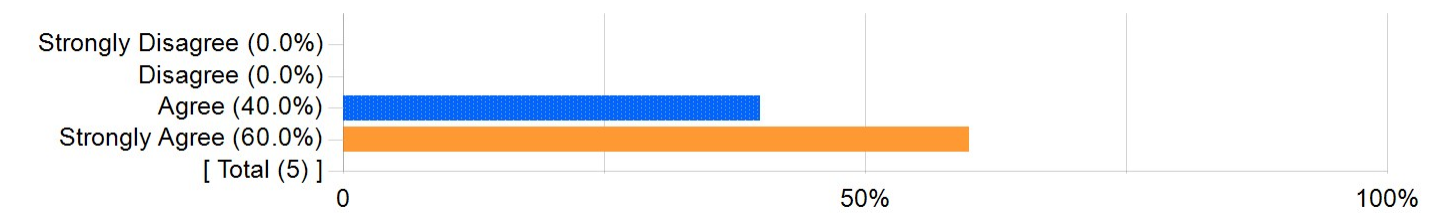
Statistics	Value
Mean	3.60
Standard Deviation	0.55

6. The instructor treated me with respect and fairness.



Statistics	Value
Mean	3.60
Standard Deviation	0.55

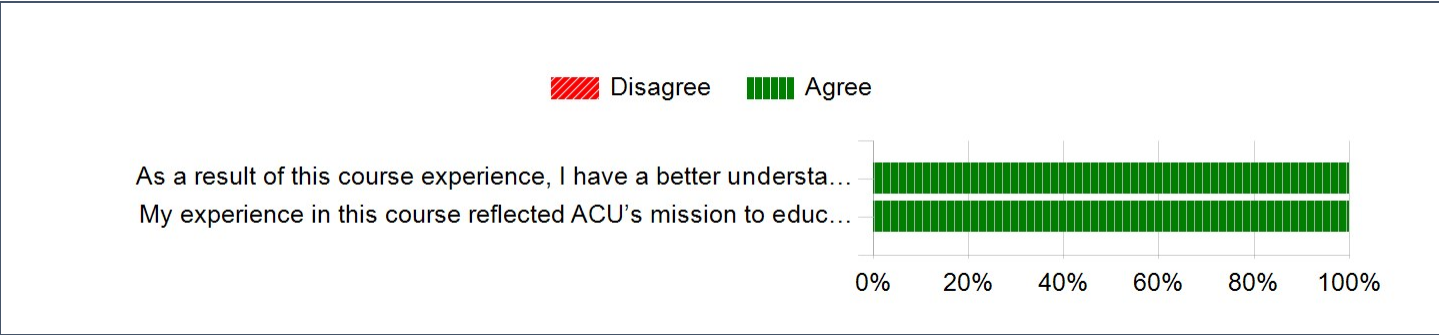
7. The instructor was receptive and responsive to my questions and concerns.



Statistics	Value
Mean	3.60
Standard Deviation	0.55

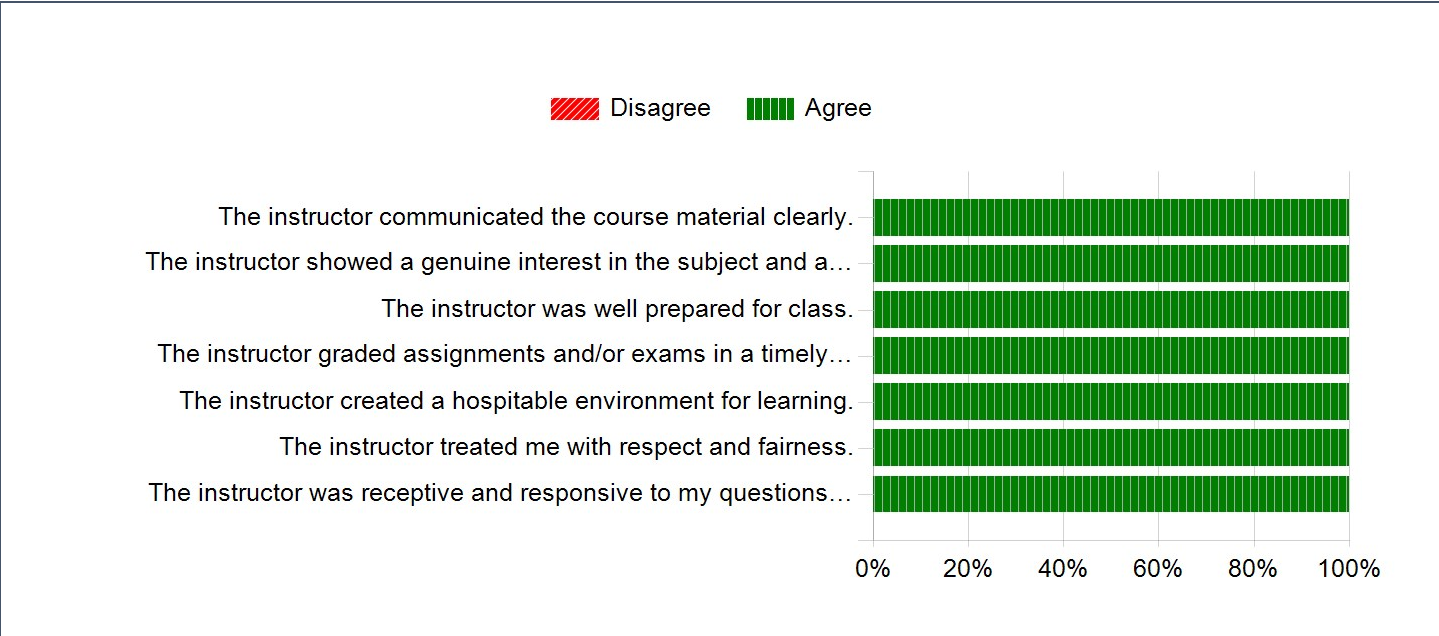
Course Questions: - Aggregate Chart

Note that in the following aggregate chart "Strongly Agree" and "Agree" have been grouped together as "Agree" while "Strongly Disagree" and "Disagree" have been grouped together as "Disagree".

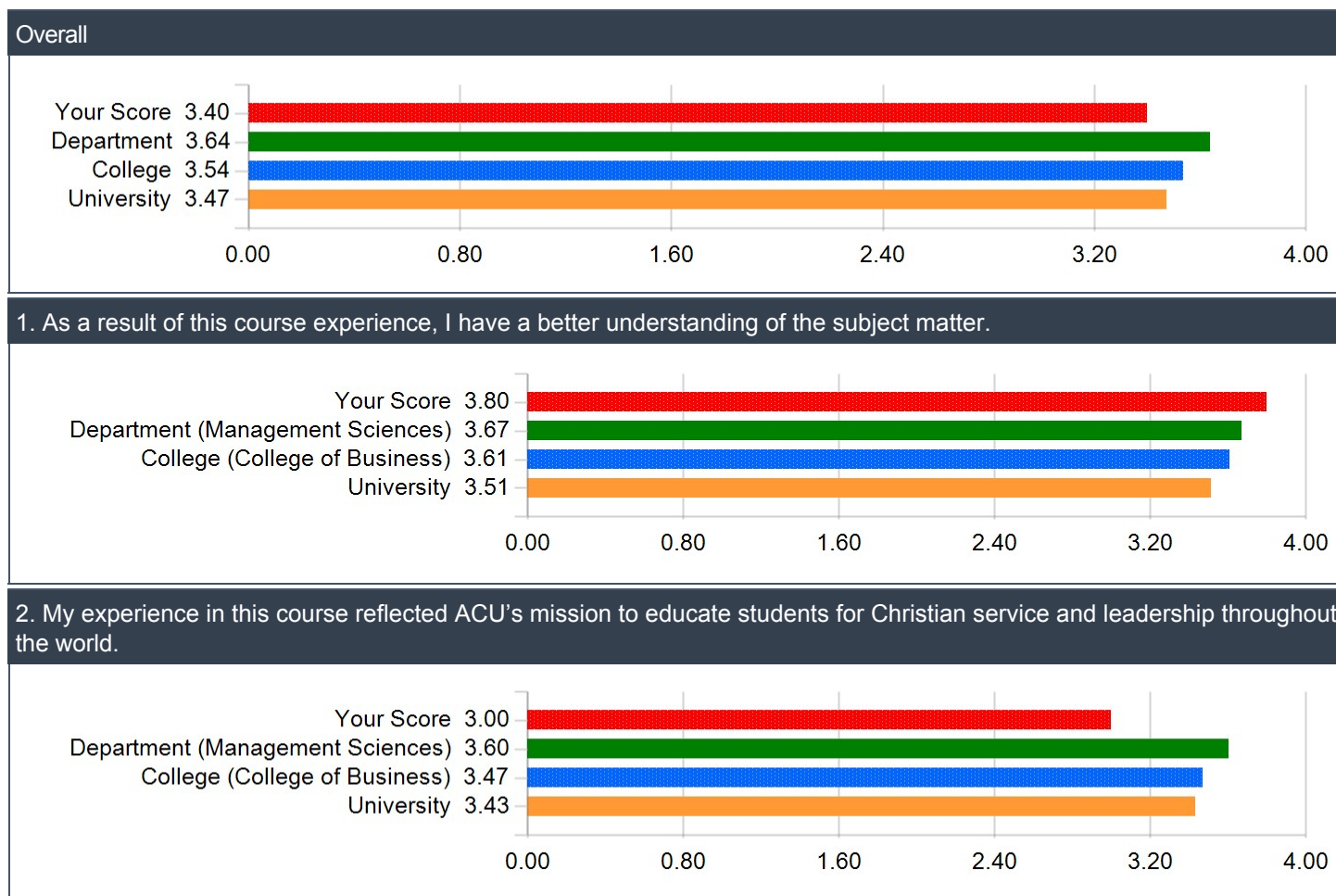


Instructor Questions: - Aggregate Chart

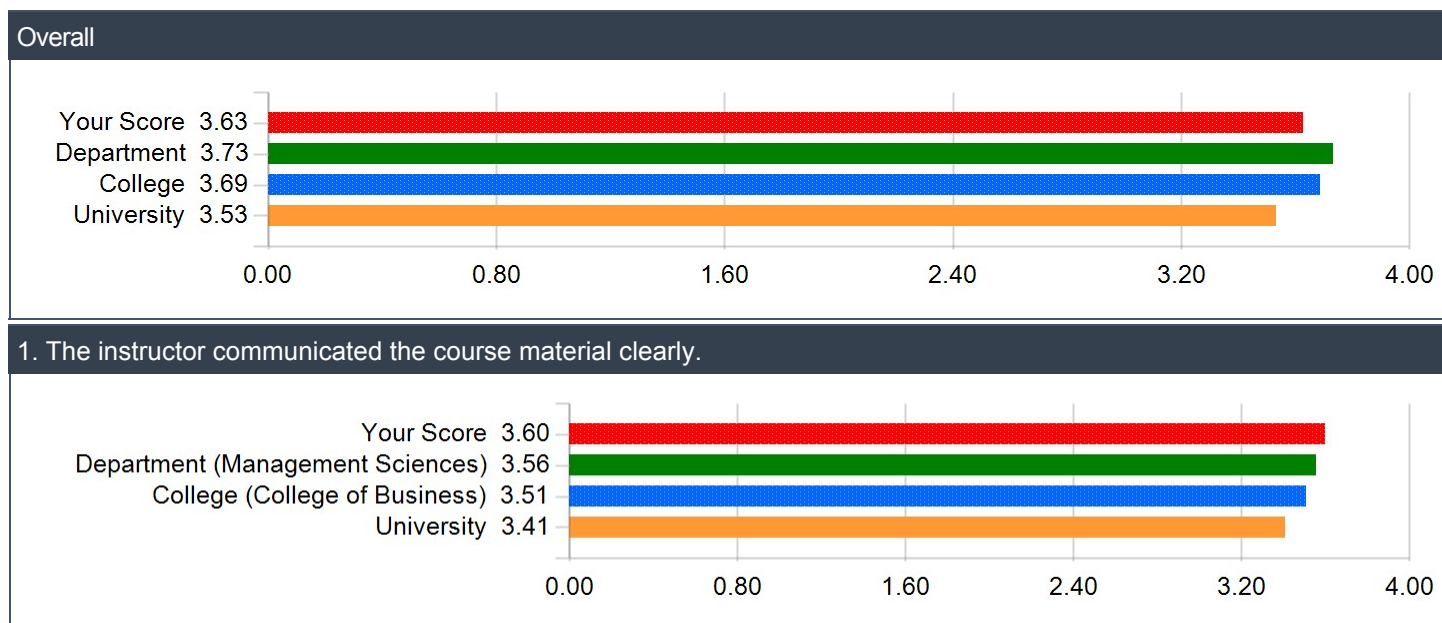
Note that in the following aggregate chart "Strongly Agree" and "Agree" have been grouped together as "Agree" while "Strongly Disagree" and "Disagree" have been grouped together as "Disagree".



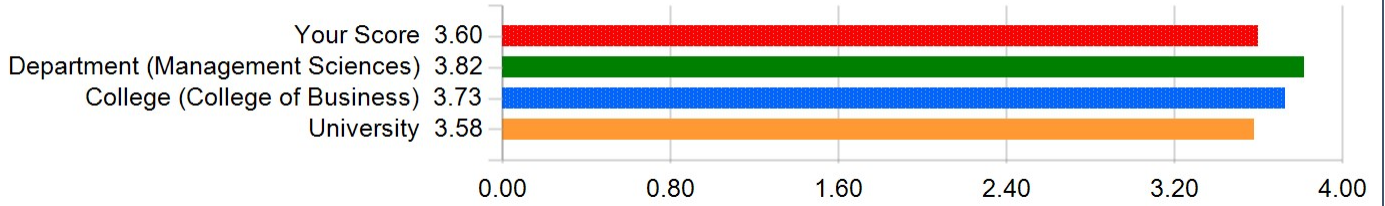
Course Questions: - Comparative Scores



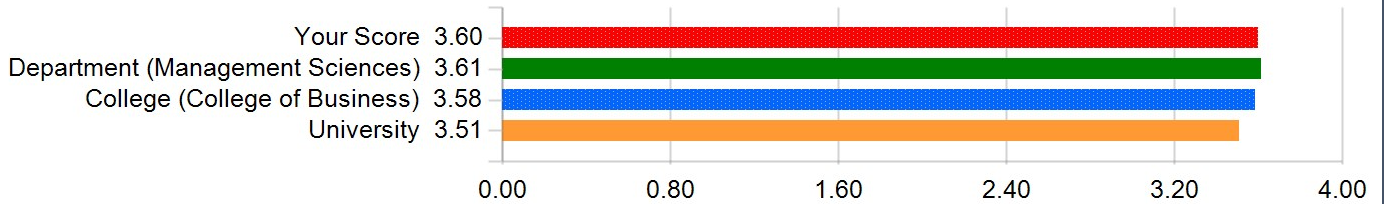
Instructor Questions: - Comparative Scores



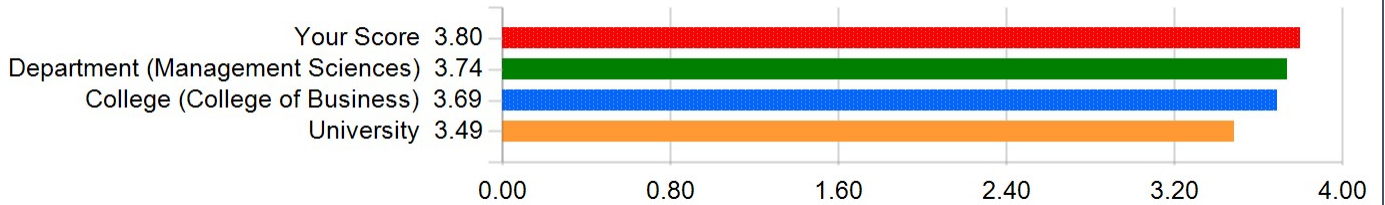
2. The instructor showed a genuine interest in the subject and a desire to share it with the students.



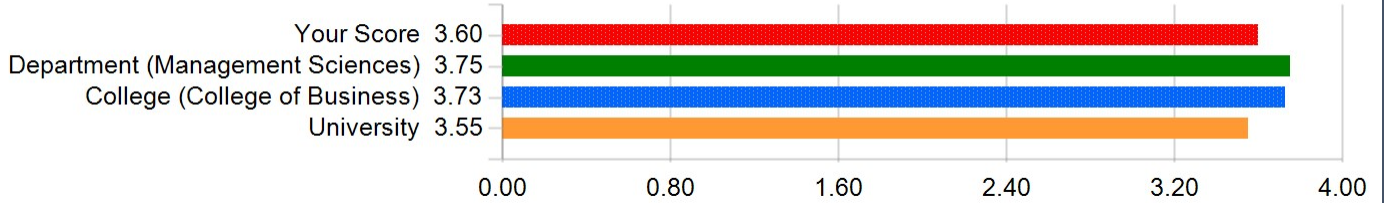
3. The instructor was well prepared for class.



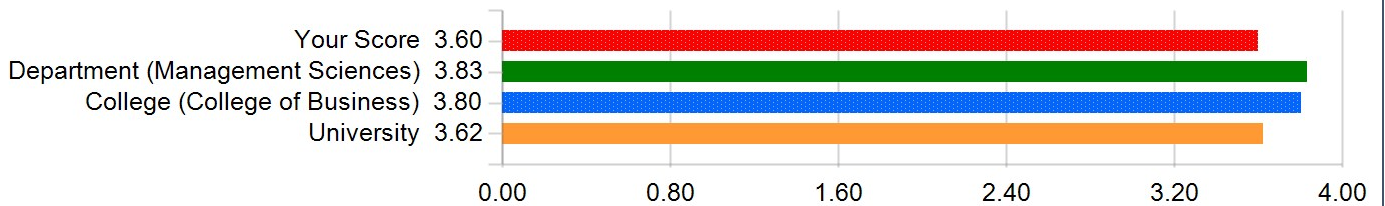
4. The instructor graded assignments and/or exams in a timely manner.



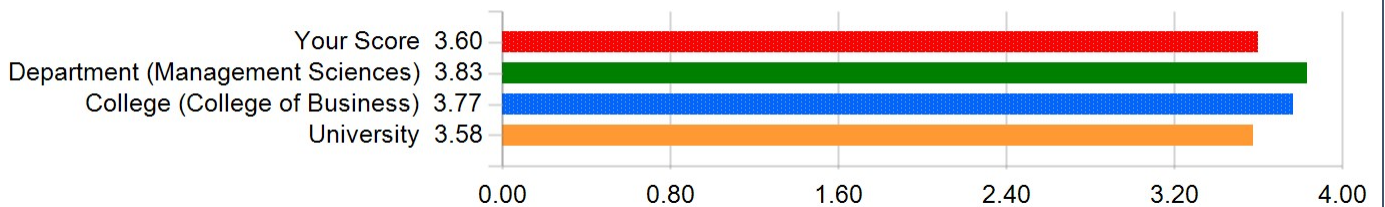
5. The instructor created a hospitable environment for learning.



6. The instructor treated me with respect and fairness.



7. The instructor was receptive and responsive to my questions and concerns.



Rating scale questions, top and bottom ranks

Strengths			
1	As a result of this course experience, I have a better understanding of the subject matter.	Course Questions:	3.80
2	The instructor graded assignments and/or exams in a timely manner.	Instructor Questions:	3.80
3	The instructor communicated the course material clearly.	Instructor Questions:	3.60
Areas for Improvement			
1	My experience in this course reflected ACU's mission to educate students for Christian service and leadership throughout the world.	Course Questions:	3.00
2	The instructor communicated the course material clearly.	Instructor Questions:	3.60
3	The instructor showed a genuine interest in the subject and a desire to share it with the students.	Instructor Questions:	3.60

What did the instructor do that made the course effective? Be specific (for example: particular assignments, discussions, presentations, etc.).

Comments
She allowed us to use our own understanding and takes on macroeconomics to fully understand the material and connect it to our lives.
Since it was online, it was obviously different, however, she sent emails frequently keeping us updated about what needed to be completed. The online modules were a lot of help and the exams were challenging, but she had us compare different things to the economy. It made me think outside the box for sure!
Had great assignments.
All the assignments were available from beginning to end of the course.
She communicated well with me when I emailed her about my concerns related to the course.

What could the instructor do to improve the effectiveness of this course? Be specific.

Comments
Nothing, I learned a lot and loved the format!
I think everything was well explained and planned.
Put in the instructions what is specifically looking for.
Some of the course assignment instructions were unclear.
I took a Microeconomics course from this instructor last summer, and she used a lot of the same course material, so I didn't feel like I learned much new material.

Do you have additional comments about your experience in this course?

Comments
Fantastic course!
N/A.