



Individual Instructor Report for IS 680.W2 - Data Mining - 30511-201830 Orneita Burton

Project Title: **Student Opinion of Instruction Summer 2018**

Project Audience: **23**

Responses Received: **7**

Response Ratio: **30.4%**

Creation Date: **Tue, Aug 21, 2018**

Course Questions:

	Mean	Count	Strongly Disagree 1	Disagree 2	Agree 3	Strongly Agree 4
As a result of this course experience, I have a better understanding of the subject matter.	3.14	7	14.3 %	14.3 %	14.3 %	57.1 %
My experience in this course reflected ACU's mission to educate students for Christian service and leadership throughout the world.	3.14	7	14.3 %	0.0 %	42.9 %	42.9 %

Instructor Questions:

	Mean	Count	Strongly Disagree 1	Disagree 2	Agree 3	Strongly Agree 4
The instructor communicated the course material clearly.	3.43	7	14.3 %	0.0 %	14.3 %	71.4 %
The instructor showed a genuine interest in the subject and a desire to share it with the students.	3.71	7	0.0 %	0.0 %	28.6 %	71.4 %
The instructor was well prepared for class.	3.71	7	0.0 %	0.0 %	28.6 %	71.4 %
The instructor graded assignments and/or exams in a timely manner.	3.86	7	0.0 %	0.0 %	14.3 %	85.7 %
The instructor created a hospitable environment for learning.	3.57	7	0.0 %	14.3 %	14.3 %	71.4 %
The instructor treated me with respect and fairness.	3.71	7	0.0 %	0.0 %	28.6 %	71.4 %
The instructor was receptive and responsive to my questions and concerns.	3.71	7	0.0 %	0.0 %	28.6 %	71.4 %

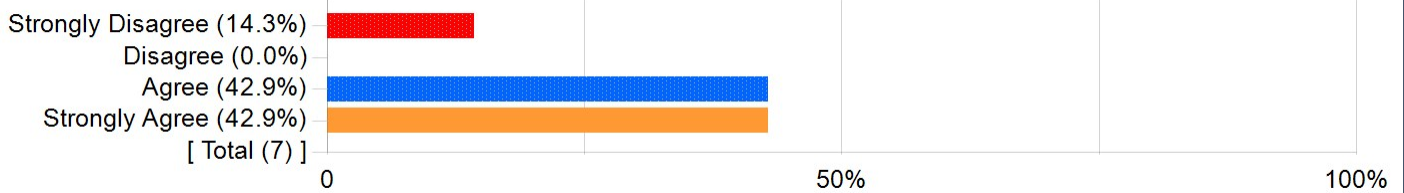
Course Questions:

1. As a result of this course experience, I have a better understanding of the subject matter.



Statistics	Value
Mean	3.14
Standard Deviation	1.21

2. My experience in this course reflected ACU's mission to educate students for Christian service and leadership throughout the world.



Statistics	Value
Mean	3.14
Standard Deviation	1.07

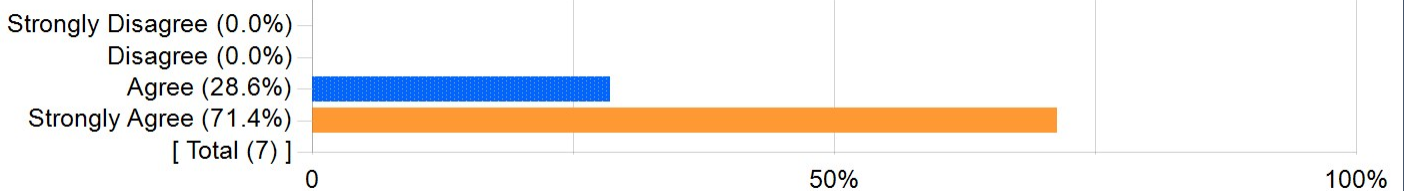
Instructor Questions:

1. The instructor communicated the course material clearly.



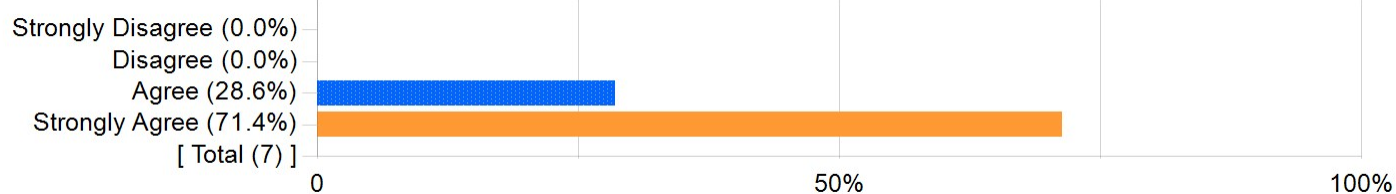
Statistics	Value
Mean	3.43
Standard Deviation	1.13

2. The instructor showed a genuine interest in the subject and a desire to share it with the students.



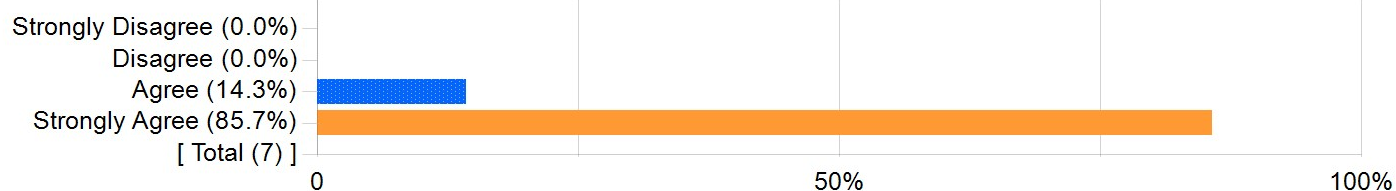
Statistics	Value
Mean	3.71
Standard Deviation	0.49

3. The instructor was well prepared for class.



Statistics	Value
Mean	3.71
Standard Deviation	0.49

4. The instructor graded assignments and/or exams in a timely manner.



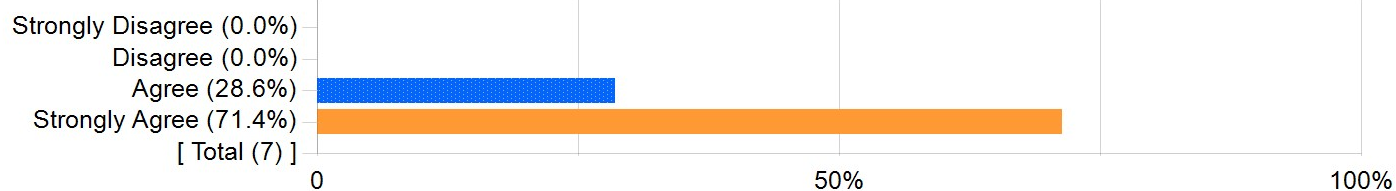
Statistics	Value
Mean	3.86
Standard Deviation	0.38

5. The instructor created a hospitable environment for learning.



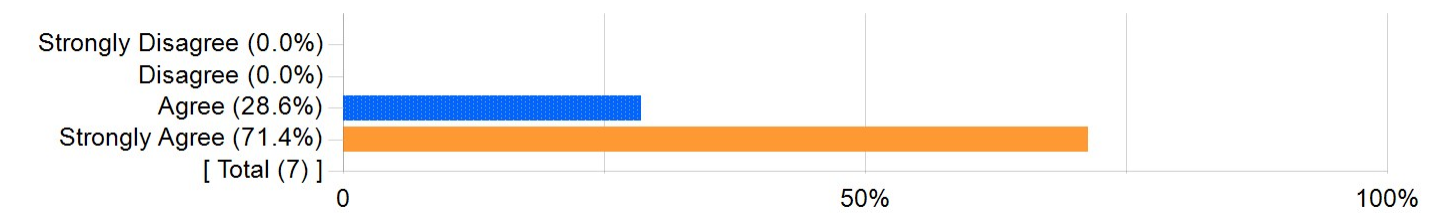
Statistics	Value
Mean	3.57
Standard Deviation	0.79

6. The instructor treated me with respect and fairness.



Statistics	Value
Mean	3.71
Standard Deviation	0.49

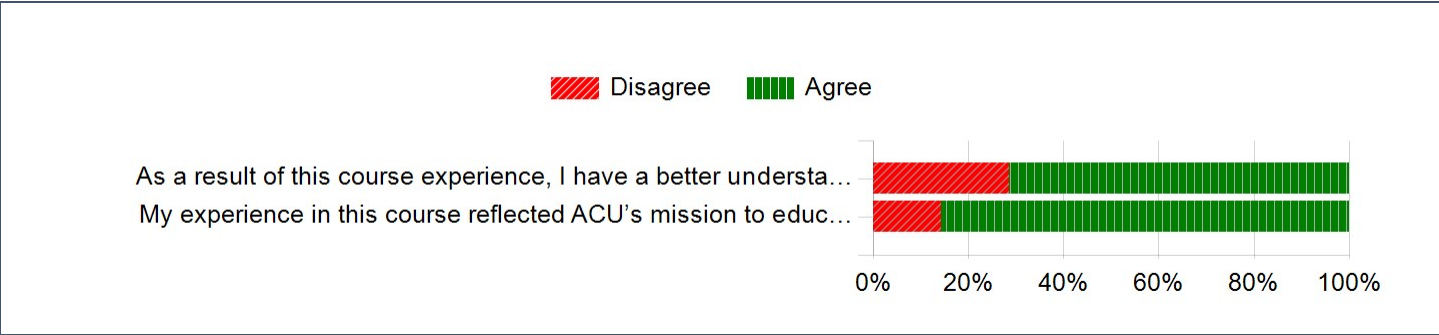
7. The instructor was receptive and responsive to my questions and concerns.



Statistics	Value
Mean	3.71
Standard Deviation	0.49

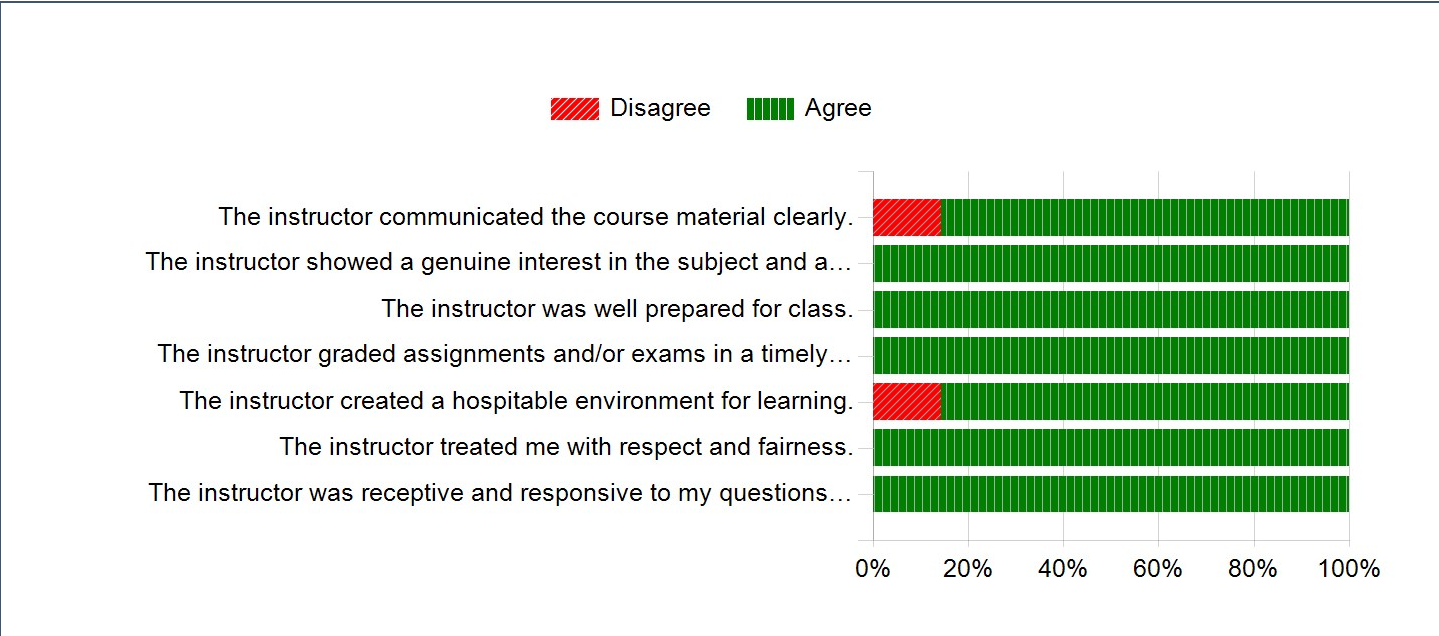
Course Questions: - Aggregate Chart

Note that in the following aggregate chart "Strongly Agree" and "Agree" have been grouped together as "Agree" while "Strongly Disagree" and "Disagree" have been grouped together as "Disagree".

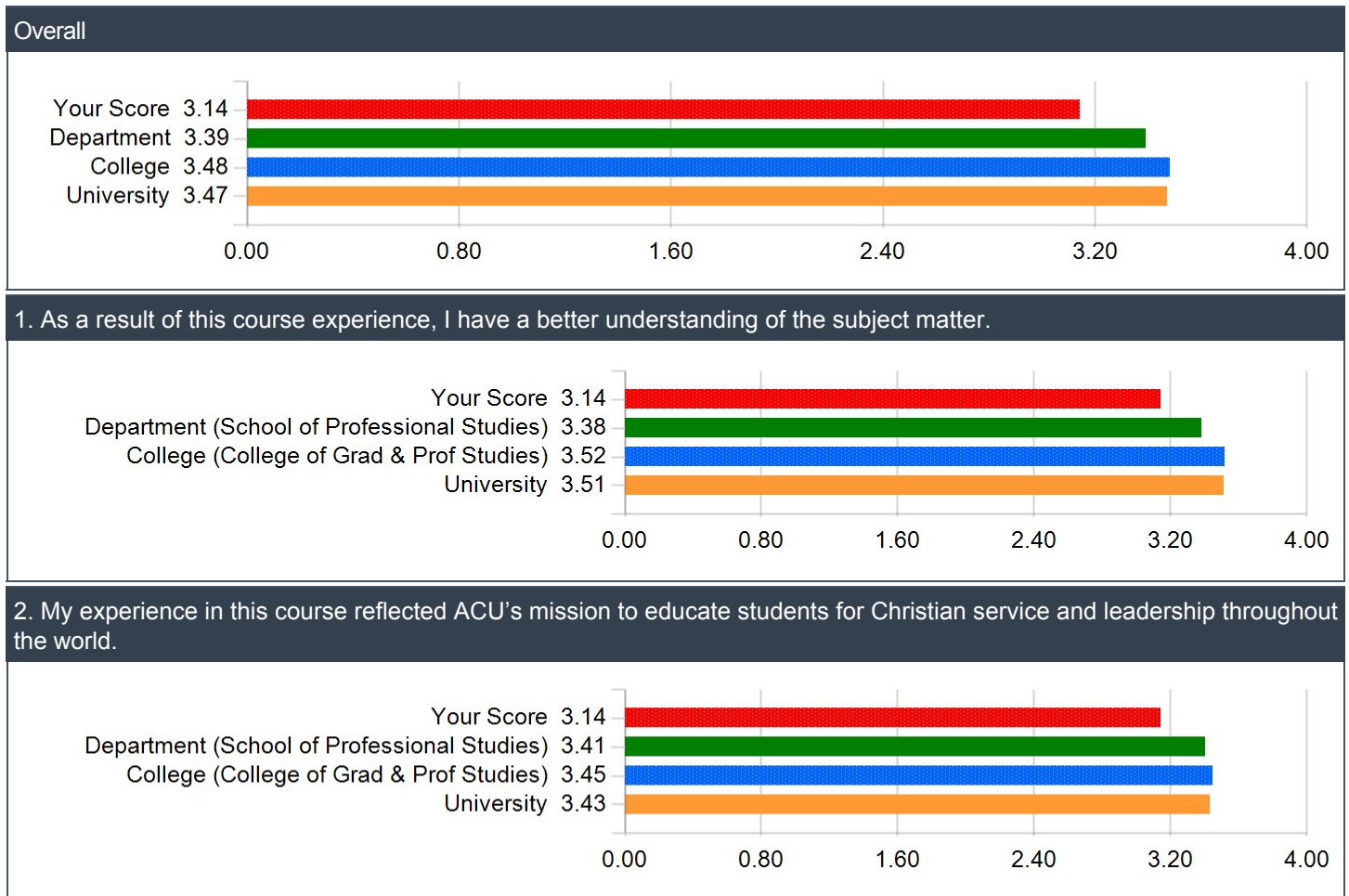


Instructor Questions: - Aggregate Chart

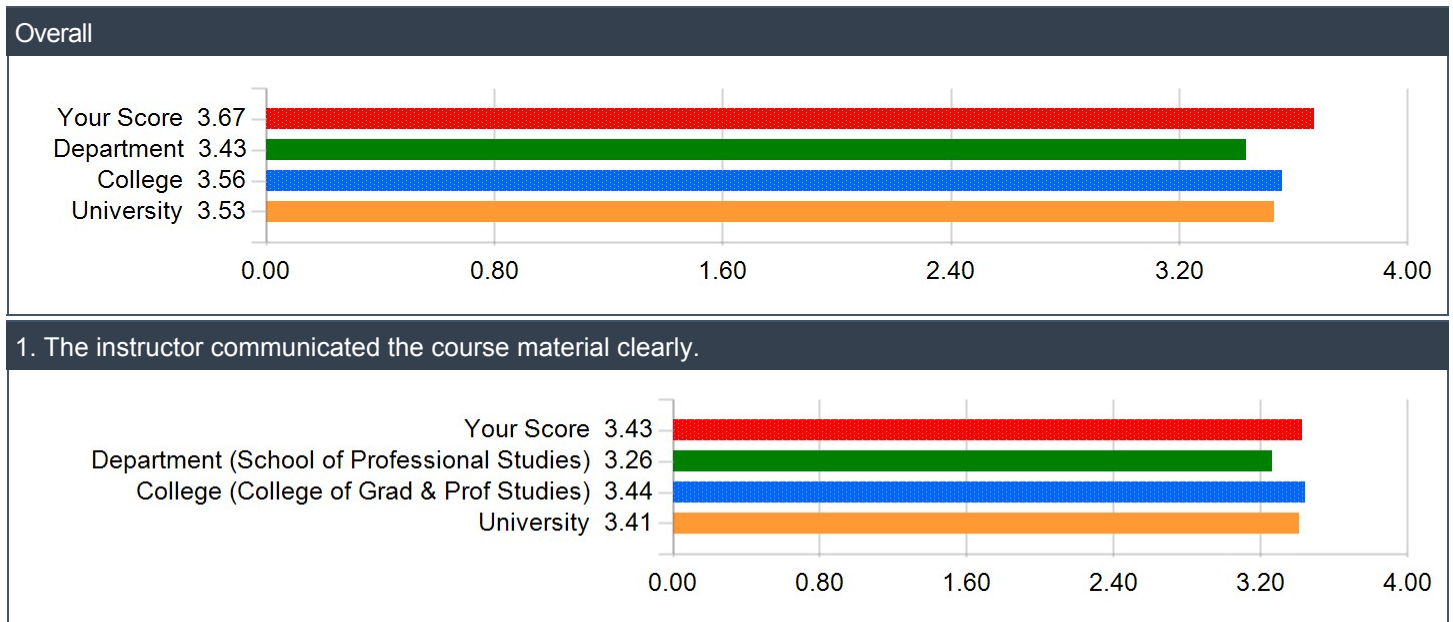
Note that in the following aggregate chart "Strongly Agree" and "Agree" have been grouped together as "Agree" while "Strongly Disagree" and "Disagree" have been grouped together as "Disagree".



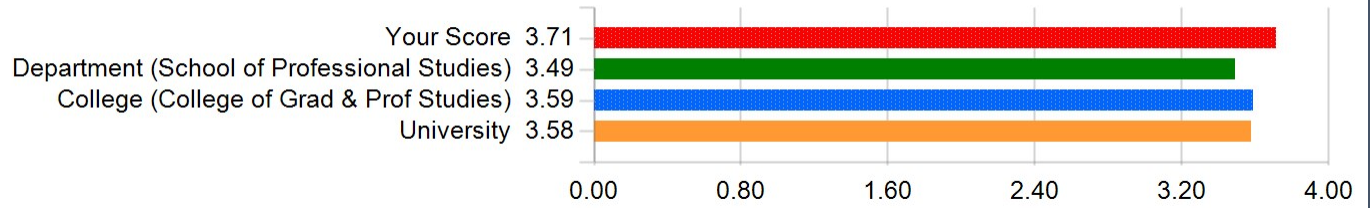
Course Questions: - Comparative Scores



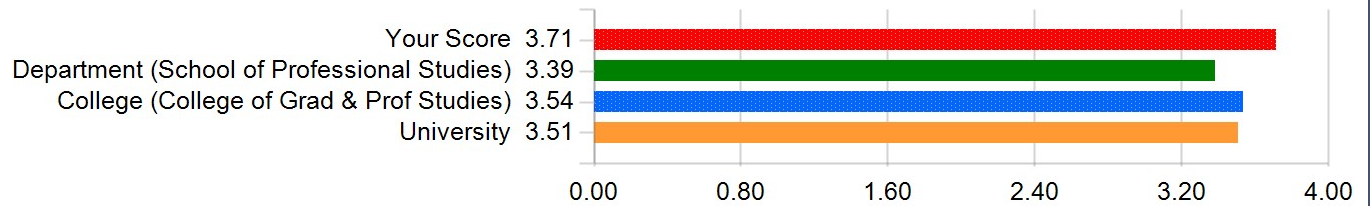
Instructor Questions: - Comparative Scores



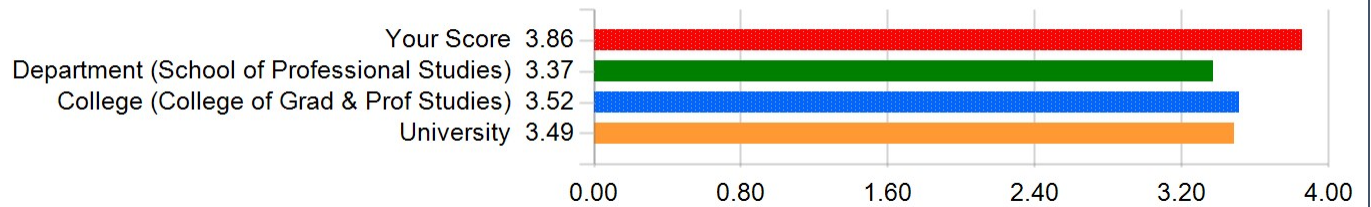
2. The instructor showed a genuine interest in the subject and a desire to share it with the students.



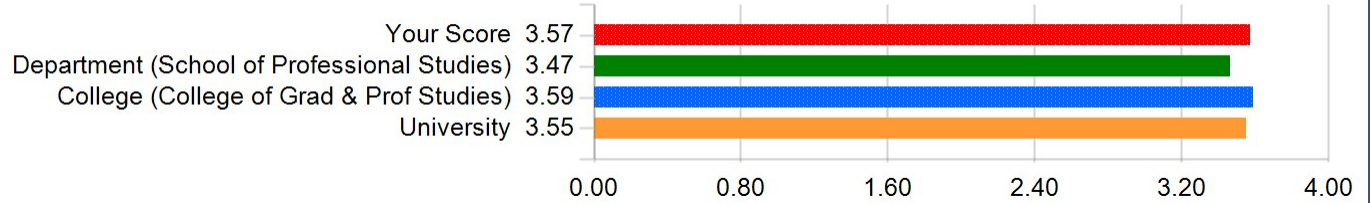
3. The instructor was well prepared for class.



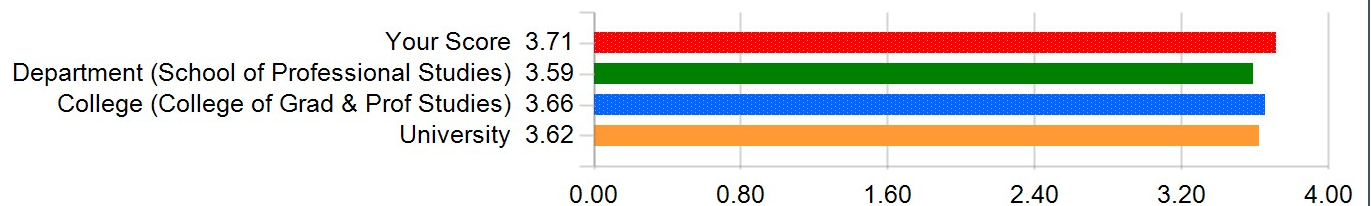
4. The instructor graded assignments and/or exams in a timely manner.



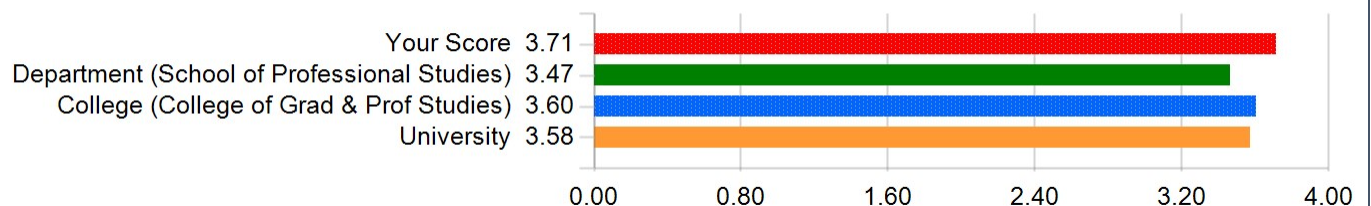
5. The instructor created a hospitable environment for learning.



6. The instructor treated me with respect and fairness.



7. The instructor was receptive and responsive to my questions and concerns.



Rating scale questions, top and bottom ranks

Strengths			
1	The instructor graded assignments and/or exams in a timely manner.	Instructor Questions:	3.86
2	The instructor showed a genuine interest in the subject and a desire to share it with the students.	Instructor Questions:	3.71
3	The instructor was well prepared for class.	Instructor Questions:	3.71
Areas for Improvement			
1	As a result of this course experience, I have a better understanding of the subject matter.	Course Questions:	3.14
2	My experience in this course reflected ACU's mission to educate students for Christian service and leadership throughout the world.	Course Questions:	3.14
3	The instructor communicated the course material clearly.	Instructor Questions:	3.43

What did the instructor do that made the course effective? Be specific (for example: particular assignments, discussions, presentations, etc.).

Comments
She had weekly conferences and shared knowledge of data mining for the outside world as well as answer any of our questions regarding the assignments. The assignments were very well thought out and the time frames to do them were good.
Dr. Burton has effectively communicated through email, canvas, and conference web sessions.
Having each weeks assignment based upon an exercise with concise, easy to follow instruction allowed to subject matter to be more easily understood.
I can't stress enough of her availability and her willingness to see students succeed. Data Mining was very challenging for most of us, but she was able to dissect datasets so we could interpret the information better. Dr. Burton has peaked my interest in learning more about data tools.
Dr. Burton was prompt, professional, and very accommodating throughout the course. She made online learning easy.
Instructor always provided feedback and answered questions quickly via email
Dr. Burton was extremely patient and understanding, ensuring that all questions were thoroughly addressed. She took extra time to make sure all comments during weekly online sessions were addressed as well and related the material to understanding the subject and preparation for further career advancement in the subject too,

What could the instructor do to improve the effectiveness of this course? Be specific.

Comments
I don't really think she needs to change anything. I really enjoyed her as a teacher and the class as a whole.
It was not her but her internet would cut her off during the web conference.
Be more consistent with grading style, seemed to completely change how she was grading papers with two weeks left in the class, causing students to have to completely change their approach to the class with just a few assignments left. While effort put into assignments and quality of work may stay the same throughout the entire course, you may receive a 100 on every paper for 80% of the class and then a 50 on another at the end without much reasoning or feedback for why you were given either a good grade or a bad grade.
To be honest, not sure what she could have done better she has a great system!
Dr. Burton could have exposed us to more data mining software other than the SAP Suite that was used.
na
The instructor was extremely effective. I have no suggestions for improvement.

Do you have additional comments about your experience in this course?

Comments
Excellent class. I really learned and enjoyed it.
She is very knowledgeable about Data Mining. She is a great asset to ACU.
na
Dr. Burton is the embodiment of ACU's mission. She not only took the time to ensure the success of each student but was patient and understanding of personal circumstances as well. I can't express how thankful I am not only for her teaching but for her prayers and encouragement as well.