







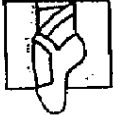


IN MY ROOM

<p style="text-align: center;">ART</p>  <p><input type="checkbox"/> GOAL To foster creative expression, allowing a child to fabricate images of the world as he or she sees it.</p> <p><input type="checkbox"/> LOCATION Anywhere in a room except areas near clothes, fabrics or bedding.</p> <p><input type="checkbox"/> LEARNING TOOLS Be imaginative! Include basic items such as pencils, marker pens, crayons, chalk, watercolors, poster paints, other pigments, fingerpaints, craft paper, drawing pads, poster board, canvas, easels and brushes.</p> <p><input type="checkbox"/> OTHER EQUIPMENT Smocks, aprons, cleanup materials, paper towels and clean rags.</p> <p><input type="checkbox"/> SPECIAL CONSIDERATION Plastic drop cloths or a piece of linoleum should be placed on top of the work surface to ensure safety from wet materials like watercolors. Spill-free containers should be used when possible.</p>	<p><input type="checkbox"/> FINAL NOTE Framing artwork and using it as decor is one of the finest ways of placing a child's signature in an environment and promoting a positive self-image.</p> <p style="text-align: center;">BUILDING BLOCKS</p>  <p><input type="checkbox"/> GOAL To develop eye/hand coordination, an understanding of geometric shapes and the development of building skills, math principles and constructive play.</p> <p><input type="checkbox"/> LOCATION Floor space or tabletop surface.</p> <p><input type="checkbox"/> LEARNING TOOLS Any plastic, cardboard, fabric or wooden block forms; for more advanced children, high-tech building games.</p> <p><input type="checkbox"/> SPECIAL CONSIDERATION Storing items might require special drawers or containers.</p>	<p style="text-align: center;">CLEANUP</p>  <p><input type="checkbox"/> GOAL To teach room maintenance and orderliness in an enjoyable way.</p> <p><input type="checkbox"/> LOCATION Anywhere space will allow including a wall surface.</p> <p><input type="checkbox"/> LEARNING TOOLS Wastebasket, dustpan, dust brushes, dust cloths, mops, brooms, sponges, rags and rubber gloves.</p> <p><input type="checkbox"/> SPECIAL CONSIDERATION Avoid using toxic cleansers and be sure to provide household tools scaled down to a child's size.</p>
--	--	---




A PLACE FOR LEARNING

<p style="text-align: center;">COLLECTIONS</p>  <p><input type="checkbox"/> GOAL To encourage care of fine things.</p> <p><input type="checkbox"/> LOCATION Shelves.</p> <p><input type="checkbox"/> LEARNING TOOLS Dolls, stuffed animals, figurines, awards and trophies.</p> <p><input type="checkbox"/> SPECIAL CONSIDERATION Expensive collections might be better kept behind glass or in an enclosure free of dust and soil.</p>	<p style="text-align: center;">COMPUTERS</p>  <p><input type="checkbox"/> GOAL To teach computer skills and auxiliary learning.</p> <p><input type="checkbox"/> LOCATION A desktop near appropriate outlets with sufficient work surfaces in close proximity.</p> <p><input type="checkbox"/> LEARNING TOOLS Personal home computer, periphery hardware and software, manuals and boxed paper.</p> <p><input type="checkbox"/> SPECIAL CONSIDERATION Surfaces should be kept dry and free of magnetized objects. Good lighting should be nearby. Care should be taken to avoid power loss.</p>	<p style="text-align: center;">CRAFTS</p>  <p><input type="checkbox"/> GOAL To foster creative expression and to give a child a sense of start, middle and finish to a project; to demonstrate how ordinary materials can serve as a basis for creativity.</p> <p><input type="checkbox"/> LOCATION Tabletop surface.</p> <p><input type="checkbox"/> LEARNING TOOLS Any of thousands of household items plus craft store supplies such as scissors, glue, tape, pencils, rulers and clay.</p> <p><input type="checkbox"/> SPECIAL CONSIDERATION Work surfaces should be protected to avoid possibility of damage from glue and other spillables. There should be space for drying projects and cleanup materials.</p>
---	--	--

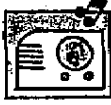


IN MY ROOM

DANCE	DOLLS AND OTHER STUFFED PLAY PALS	EXERCISE
 <p>GOAL To foster creative expression through physical activity and mind/body connection.</p> <p>LOCATION Floor space and a wall free to handle some equipment.</p> <p>LEARNING TOOLS Large mirror, wall-mounted ballet bar, floor mats, proper footwear, costumes.</p> <p>SPECIAL CONSIDERATION For some children, soft surfaces are appropriate; for others, carpeting that can be rolled back or moved away is essential to perform certain dances. This area might be a part of the music center.</p>	 <p>GOAL To encourage fantasy play and companionship.</p> <p>LOCATION Anywhere appropriate, from bed to closets.</p> <p>LEARNING TOOLS Doll friends and stuffed play characters.</p> <p>SPECIAL CONSIDERATION Appropriate storage such as a toy chest with a safety-latch lid.</p>	 <p>GOAL To promote a positive self-image and mind/body connection and to provide a means of venting frustrations.</p> <p>LOCATION Floor space or specially designed locations.</p> <p>LEARNING TOOLS Special equipment including tumble mat, slant board, weights, chinning bar, punching bag and indoor slide.</p> <p>SPECIAL CONSIDERATION No sharp-edged furniture should be nearby. All equipment should be safety-checked before using.</p>




A PLACE FOR LEARNING

FANTASY PLAY	THE GALLERY	LIVING THINGS (PETS AND PLANTS)
 <p>GOAL To foster constructive fantasy, spontaneous creativity, time for make-believe or space for thought.</p> <p>LOCATION Anywhere in the room, including the closet.</p> <p>LEARNING TOOLS Dress-up costumes, uniforms, makeup, masks, play jewelry, mirror, storage containers. One option might be a child-size kitchen equipped with play dishes and appliances, or a play house fabricated from a cloth-draped card table.</p> <p>SPECIAL CONSIDERATION Avoid designing an entire room around a fantasy or encouraging a room that becomes a total "escape hatch."</p>	 <p>GOAL To organize "pop" art, fad items, photographs and other memorabilia into a localized area.</p> <p>LOCATION Walls, backs of doors.</p> <p>LEARNING TOOLS Posters, photographs, prints, pennants, cork or fabric walls, push pins, tacks.</p> <p>SPECIAL CONSIDERATION Surfaces able to handle adhesives and other securing devices for hanging objects.</p>	 <p>GOAL To teach children about growth and life as well as death and dying, and to show the living mysteries of the world.</p> <p>LOCATION Well-ventilated safe areas away from radiators, heaters and other harmful devices.</p> <p>LEARNING TOOLS Animals, plants, bird feeders, window gardens, aquariums, etc.</p> <p>SPECIAL CONSIDERATION Waterproof surfaces easily maintained. Cleanliness, fresh food, air and water are essential.</p>




IN MY ROOM

MUSIC	NON-VERBAL	PERSONAL GROOMING
		
<p><input type="checkbox"/> GOAL To promote sound association and music appreciation.</p>	<p><input type="checkbox"/> GOAL To provide a message center as a means of non-verbal communication between parent and child, or child and siblings.</p>	<p><input type="checkbox"/> GOAL To instill self-pride and personal hygiene habits.</p>
<p><input type="checkbox"/> LOCATION Any appropriate area, possibly near electric outlets.</p>	<p><input type="checkbox"/> LOCATION Wall surfaces or backs of doors.</p>	<p><input type="checkbox"/> LOCATION Tabletop or dresser in a bedroom or the bath.</p>
<p><input type="checkbox"/> LEARNING TOOLS Records, record player, tapes, tape recorder, musical instruments, handmade noisemakers.</p>	<p><input type="checkbox"/> LEARNING TOOLS Bulletin board and markers and/or clipboard and paper and/or chalkboard, chalk and eraser.</p>	<p><input type="checkbox"/> LEARNING TOOLS Grooming accessories, including combs, brushes, mirror, hair dryers, makeup, perfume, toiletries, nail clippers, etc.</p>
<p><input type="checkbox"/> SPECIAL CONSIDERATION Storage capabilities and sound absorption, if necessary.</p>	<p><input type="checkbox"/> SPECIAL CONSIDERATION Be careful of push pins, tacks, etc. Avoid using the entrance door.</p>	<p><input type="checkbox"/> SPECIAL CONSIDERATION Surface should be durable enough to absorb spills. Be mindful of a child who isn't mature enough to use items such as scissors and toiletries safely.</p>




A PLACE FOR LEARNING

PUPPET THEATER	PUZZLES AND GAMES	READING
		
<p><input type="checkbox"/> GOAL To encourage speech and language skills, fantasy play and descriptive storytelling.</p>	<p><input type="checkbox"/> GOAL To provide enjoyment and possibly promote skills inherent to each activity.</p>	<p><input type="checkbox"/> GOAL To develop reading skills including word association.</p>
<p><input type="checkbox"/> LOCATION Closets, doorways or a freestanding area.</p>	<p><input type="checkbox"/> LOCATION Tabletop surface, floor or sleeping surfaces.</p>	<p><input type="checkbox"/> LOCATION Anywhere appropriate including a desk, the floor or a bed.</p>
<p><input type="checkbox"/> LEARNING TOOLS Hand puppets and hand-made canvas or vinyl panels or a ready-made puppet stage.</p>	<p><input type="checkbox"/> LEARNING TOOLS Wooden or cardboard puzzles or countless boxed board games.</p>	<p><input type="checkbox"/> LEARNING TOOLS A library of books and other reading materials.</p>
<p><input type="checkbox"/> SPECIAL CONSIDERATION Stage material should be pliable enough to cut various openings that can accommodate small hands and puppets. Extra backdrops might be considered to create varied stage settings.</p>	<p><input type="checkbox"/> SPECIAL CONSIDERATION Orderly storage within reach of young ones.</p>	<p><input type="checkbox"/> SPECIAL CONSIDERATION Good lighting, comfortable seating and quiet space.</p>

IN MY ROOM

<p style="text-align: center;">SCIENCE</p>  <p>GOAL: To encourage the study of nature's mysteries.</p> <p>LOCATION: Any appropriate place that can accommodate equipment, tools, etc.</p> <p>LEARNING TOOLS: Items that foster scientific adventures including finds from nature walks or trips to the planetarium or other sources. Consider compasses, clocks, globes and relief maps.</p> <p>SPECIAL CONSIDERATION: Protected tabletops and other work areas are important as well as proximity to electric outlets. Chemicals require good ventilation. Some scientific studies may also necessitate exposure to sun and fresh air. Be sure a child is old enough to handle such adventures.</p>	<p style="text-align: center;">SENSORY PLAY</p>  <p>GOAL: To encourage awareness of the five senses.</p> <p>LOCATION: Tabletop surfaces or shelves.</p> <p>LEARNING TOOLS: Items homemade or store-bought that encourage sight, smell, taste, touch and hearing such as small jars, sound shakers and textured fabrics.</p> <p>SPECIAL CONSIDERATION: Be careful that young ones are not exposed to toxic materials.</p>	<p style="text-align: center;">STAMP AND COIN COLLECTING</p>  <p>GOAL: To instill an appreciation for valuable collectibles and to develop methodical study habits.</p> <p>LOCATION: Tabletop surface.</p> <p>LEARNING TOOLS: Stamps, coins, magnifying glass, albums, publications, envelopes and other perfunctory gear.</p> <p>SPECIAL CONSIDERATION: Work surfaces should be able to remain undisturbed. Clean, dry storage should be provided. Lighting should be good enough for close work.</p>
--	--	--

A PLACE FOR LEARNING

<p style="text-align: center;">VIDEO AND TELEVISION</p>  <p>GOAL: To provide access to educational programs.</p> <p>LOCATION: Tabletop surface or sturdy shelves.</p> <p>LEARNING TOOLS: Video monitors and TV sets or other related equipment. Video recorders and players and videotapes.</p> <p>SPECIAL CONSIDERATION: Electricity, storage for tapes, headphones for silent use. Parents should share in the viewing of such materials.</p>	<p style="text-align: center;">WALLS AND DOORS</p>  <p>GOAL: To encourage hand and arm motor skills while promoting creative expression such as drawing on an art board.</p> <p>LOCATION: Backs of doors or flat wall surfaces within hand reach.</p> <p>LEARNING TOOLS: Blackboards, chalk and erasers; magnet boards and magnets; felt boards and felt cutouts; marker boards, erasers and multi-colored markers; clayboards and pads of paper.</p> <p>SPECIAL CONSIDERATION: Chalkboards leave dust; markers need to be covered; magnets are not recommended for small children.</p>	<p style="text-align: center;">WEATHER</p>  <p>GOAL: To instill awareness of the seasons and outdoor elemental changes.</p> <p>LOCATION: Counter tops, walls, windows.</p> <p>LEARNING TOOLS: Thermometer, barometer, rain gauge, wind meters, wind socks, wind chimes, etc.</p> <p>SPECIAL CONSIDERATION: Some instruments need exposure to natural elements like sunlight, rain and wind; therefore, proximity to the outside may be crucial.</p>
---	---	---